Exhibit 9: Bakken Water Analysis

DownHole SAT(tm)

WATER CHEMISTRY

White Rock Oil & Gas	BR 41-33H 52
	Treater

Report Date:	10-04-2024	Sampled:	09-25-2024 at 0000
Sample #:	0	Sample ID:	24-03634

CATIONS		ANIONS	
Calcium (as Ca)	3808	Chloride (as Cl)	69984
Magnesium (as Mg)	122.00	Sulfate (as SO_4)	348.00
Barium (as Ba)	11.30	Bromine (as Br)	0.00
Strontium (as Sr)	120.00	Dissolved CO_2 (as CO_2)	875.00
Sodium (as Na)	37500	Bicarbonate (as HCO_3)	195.00
Potassium (as K)	3250	Carbonate (as CO_3)	0.00
Lithium (as Li)	0.00	Oxalic acid (as C_2O_4)	0.00
Ammonia (as NH_3)	0.00	Silica (as SiO_2)	0.00
Aluminum (as Al)	0.00	Phosphate(as PO_4)	0.00
Iron (as Fe)	53.40	H_2S (as H_2S)	0.00
Manganese (as Mn)	3.60	Fluoride (as F)	0.00
Zinc (as Zn)	1.10	Nitrate (as NO_3)	0.00
Lead (as Pb)	0.00	Boron (as B)	0.00

PARAMETERS	
Calculated T.D.S.(mg/L)	121721
Molar Conductivity(umhos/cm)	135537
Resistivity(megohm-cm)	7.38e-6
Sp.Gr.(g/mL)	1.075
Pressure(psia)	14.70
pCO_2(atm)	0.0506
pH_2S(atm)	0.00
Temperature (^oF)	81.00
pH	6.20

BOUND IONS	TOTAL	FREE
Calcium	4094	4016
Barium	12.15	12.15
Carbonate	1.93	0.0348
Phosphate	0.00	0.00
Sulfate	374.10	165.58

CORROSION RATE PREDICTION	
CO_2 - H_2S Rate(mpy)	0.159

FRENCH CREEK SOFTWARE, INC.
1220 VALLEY FORGE ROAD, SUITE 21, VALLEY FORGE, PA 19460

DownHole SAT(tm)

DEPOSITION POTENTIAL INDICATORS

White Rock Oil & Gas	BR 41-33H 52
	Treater

Report Date:	10-04-2024	Sampled:	09-25-2024 at 0000
Sample #:	0	Sample ID:	24-03634

SATURATION RATIO as IAP/Ksp		FREE ION MOMENTARY EXCESS (ppm)	
Calcite ($CaCO_3$)	0.70	Calcite ($CaCO_3$)	-0.0250
Aragonite ($CaCO_3$)	0.64	Aragonite ($CaCO_3$)	-0.0323
Witherite ($BaCO_3$)	0.00	Witherite ($BaCO_3$)	-63.71
Strontianite ($SrCO_3$)	0.04	Strontianite ($SrCO_3$)	-2.32
Calcium oxalate (CaC_2O_4)	0.00	Calcium oxalate (CaC_2O_4)	-0.0441
Magnesite ($MgCO_3$)	0.02	Magnesite ($MgCO_3$)	-1.98
Anhydrite ($CaSO_4$)	0.15	Anhydrite ($CaSO_4$)	-1246
Gypsum ($CaSO_4*2H_2O$)	0.20	Gypsum ($CaSO_4*2H_2O$)	-965.35
Barite ($BaSO_4$)	19.87	Barite ($BaSO_4$)	19.55
Celestite ($SrSO_4$)	0.18	Celestite ($SrSO_4$)	-404.05
Fluorite (CaF_2)	0.00	Fluorite (CaF_2)	-11.86
Calcium phosphate	0.00	Calcium phosphate	>-0.001
Hydroxyapatite	0.00	Hydroxyapatite	-988.99
Silica (SiO_2)	0.00	Silica (SiO_2)	-103.92
Brucite ($Mg(OH)_2$)	< 0.001	Brucite ($Mg(OH)_2$)	-2.75
Magnesium silicate	0.00	Magnesium silicate	-298.88
Iron hydroxide ($Fe(OH)_3$)	13.10	Iron hydroxide ($Fe(OH)_3$)	< 0.001
Strengite ($FePO_4*2H_2O$)	0.00	Strengite ($FePO_4*2H_2O$)	>-0.001
Siderite ($FeCO_3$)	9.35	Siderite ($FeCO_3$)	0.0601
Halite (NaCl)	0.05	Halite (NaCl)	-395810
Thenardite ($Na2SO_4$)	0.00	Thenardite ($Na2SO_4$)	-225098
Iron sulfide (FeS)	0.00	Iron sulfide (FeS)	-0.402

SIMPLE INDICES		CARBONATE PRECIPITATION POTENTIAL (ppm)	
Langelier	0.151	Calcite ($CaCO_3$)	-81.88
Ryznar	5.90	Aragonite ($CaCO_3$)	-137.30
Puckorius	0.00	Witherite ($BaCO_3$)	-268.49
Larson-Skold Index	613.91	Strontianite ($SrCO_3$)	-192.53
Stiff Davis Index	-0.447	Magnesite ($MgCO_3$)	-232.41
Oddo-Tomson	-0.942	Siderite ($FeCO_3$)	13.45

OPERATING CONDITIONS

Temperature (^oF)	81.00
Time(mins)	3.00

FRENCH CREEK SOFTWARE, INC.
1220 VALLEY FORGE ROAD, SUITE 21, VALLEY FORGE, PA 19460

DownHole SAT™ Water Analysis Report

French Creek Software

SYSTEM IDENTIFICATION

White Rock Oil & Gas
BR 41-33H 52

Treater

Sample ID#:	0
ID	24-03634
Sample Date:	09-25-2024 at 0000
Report Date:	10-04-2024

WATER CHEMISTRY

CATIONS(mg/L)		ANIONS(mg/L)	
Calcium(as Ca)	3808	Chloride(as Cl)	69984
Magnesium(as Mg)	122.00	Sulfate(as SO_4)	348.00
Barium(as Ba)	11.30	Bromine(as Br)	0.00
Strontium(as Sr)	120.00	Dissolved CO_2(as CO_2)	875.00
Sodium(as Na)	37500	Bicarbonate(as HCO_3)	195.00
Potassium(as K)	3250	Carbonate(as CO_3)	0.00
Lithium(as Li)	0.00	Silica(as SiO_2)	0.00
Iron(as Fe)	53.40	Phosphate(as PO_4)	0.00
Ammonia(as NH_3)	0.00	H_2S (as H_2S)	0.00
Aluminum(as Al)	0.00	Fluoride(as F)	0.00
Manganese(as Mn)	3.60	Nitrate(as NO_3)	0.00
Zinc(as Zn)	1.10	Boron(as B)	0.00
Lead(as Pb)	0.00		
PARAMETERS			
Temperature(^oF)	81.00	Sample pH	6.20
Conductivity(umhos/cm)	135537	Sp.Gr.(g/mL)	1.075
Resistivity(megohm-cm)	7.38e-6	T.D.S.(mg/L)	121721

SCALE AND CORROSION POTENTIAL

Temp. (^oF)	Press. (psia)	Calcite $CaCO_3$		Anhydrite $CaSO_4$		Gypsum $CaSO_4*2H_2O$		Barite $BaSO_4$		Celestite $SrSO_4$		Siderite $FeCO_3$		Mackinawite FeS	
70.00	14.70	0.554	-0.0401	0.146	-1270	0.215	-924.15	26.29	19.82	0.180	-400.55	6.85	0.0492	0.00	-0.389
70.00	50.00	0.552	-0.0405	0.145	-1278	0.213	-929.80	26.11	19.81	0.179	-402.58	6.85	0.0493	0.00	-0.389
88.00	545.00	0.783	-0.0187	0.134	-1319	0.181	-1068	15.32	19.23	0.159	-432.68	11.45	0.0714	0.00	-0.411
106.00	1040.00	1.03	0.00221	0.133	-1266	0.162	-1151	9.73	18.41	0.147	-449.47	17.51	0.0933	0.00	-0.436
124.00	1535.00	1.29	0.0236	0.140	-1144	0.167	-1062	6.42	17.26	0.137	-464.68	25.46	0.117	0.00	-0.465
142.00	2030.00	1.58	0.0467	0.155	-979.45	0.171	-996.11	4.31	15.62	0.127	-482.79	35.89	0.143	0.00	-0.499
160.00	2525.00	1.88	0.0717	0.180	-799.34	0.172	-951.96	2.93	13.29	0.117	-504.62	49.18	0.173	0.00	-0.538
178.00	3020.00	2.19	0.0987	0.216	-623.21	0.171	-928.22	2.01	10.03	0.107	-531.21	65.60	0.207	0.00	-0.584
196.00	3515.00	2.48	0.128	0.266	-464.03	0.167	-924.78	1.39	5.47	0.0961	-563.77	85.27	0.246	0.00	-0.638
214.00	4010.00	2.68	0.160	0.330	-340.90	0.158	-973.52	0.943	-1.18	0.0844	-615.38	106.31	0.292	0.00	-0.724
232.00	4505.00	2.87	0.194	0.420	-228.06	0.149	-1020	0.648	-10.14	0.0739	-667.16	130.97	0.341	0.00	-0.807
250.00	5000.00	2.99	0.229	0.540	-138.86	0.137	-1095	0.443	-22.56	0.0635	-731.17	156.92	0.396	0.00	-0.910
		xSAT	mg/L	xSAT	mg/L	xSAT	mg/L	xSAT	mg/L	xSAT	mg/L	xSAT	mg/L	xSAT	mg/L

Saturation Ratios (xSAT) are the ratio of ion activity to solubility, e.g. $\{Ca\}\{CO_3\}/K_{sp}$. pCO_2 (atm) is the partial pressure of CO_2 in the gas phase.
mg/L scale is the quantity of precipitation (or dissolution) required to instantaneously bring the water to equilibrium.

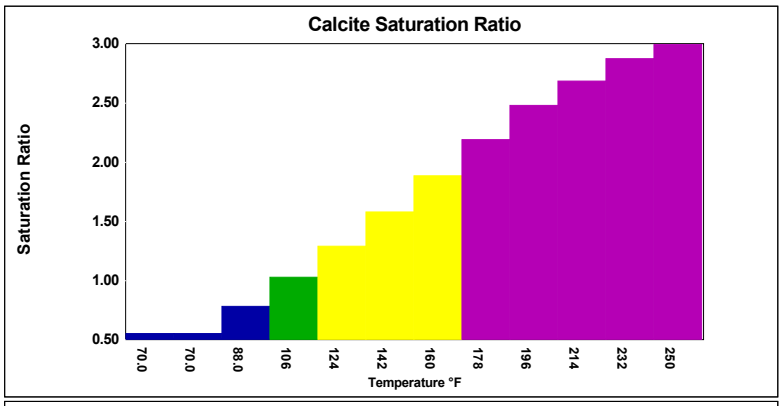

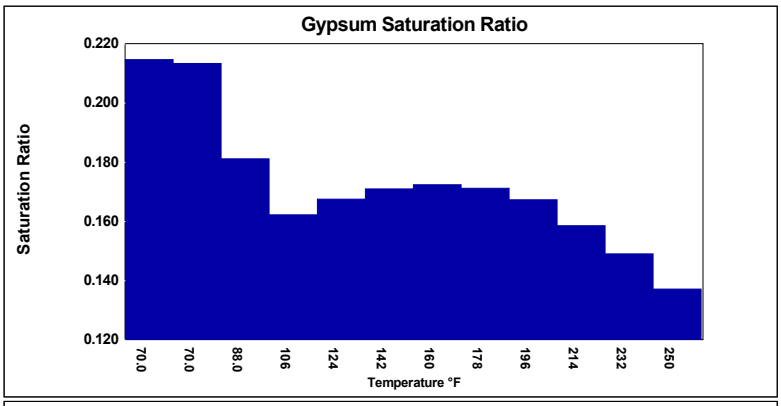

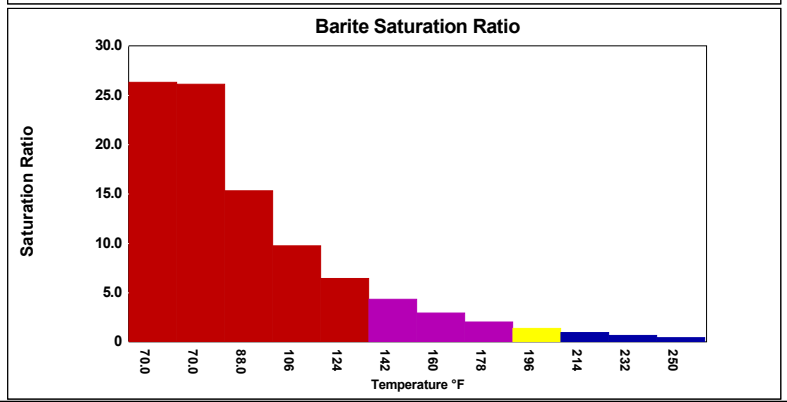

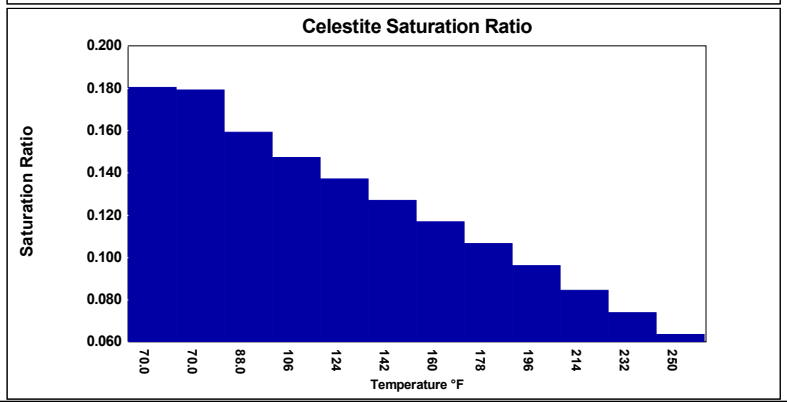

DownHole SAT™ Water Analysis Report

French Creek Software

SYSTEM IDENTIFICATION

White Rock Oil & Gas
BR 41-33H 52

Treater

Sample ID#:	0
ID	24-03634
Sample Date:	09-25-2024 at 0000
Report Date:	10-04-2024

WATER CHEMISTRY

CATIONS(mg/L)		ANIONS(mg/L)	
Calcium(as Ca)	3808	Chloride(as Cl)	69984
Magnesium(as Mg)	122.00	Sulfate(as SO_4)	348.00
Barium(as Ba)	11.30	Bromine(as Br)	0.00
Strontium(as Sr)	120.00	Dissolved CO_2(as CO_2)	875.00
Sodium(as Na)	37500	Bicarbonate(as HCO_3)	195.00
Potassium(as K)	3250	Carbonate(as CO_3)	0.00
Lithium(as Li)	0.00	Silica(as SiO_2)	0.00
Iron(as Fe)	53.40	Phosphate(as PO_4)	0.00
Ammonia(as NH_3)	0.00	H_2S (as H_2S)	0.00
Aluminum(as Al)	0.00	Fluoride(as F)	0.00
Manganese(as Mn)	3.60	Nitrate(as NO_3)	0.00
Zinc(as Zn)	1.10	Boron(as B)	0.00
Lead(as Pb)	0.00		
PARAMETERS			
Temperature(^oF)	81.00	Sample pH	6.20
Conductivity(umhos/cm)	135537	Sp.Gr.(g/mL)	1.075
Resistivity(megohm-cm)	7.38e-6	T.D.S.(mg/L)	121721

SCALE AND CORROSION POTENTIAL

Depth	Temp. (^oF)	Press. (psia)	Calcite $CaCO_3$		Anhydrite $CaSO_4$		Gypsum $CaSO_4*2H_2O$		Barite $BaSO_4$		Celestite $SrSO_4$		Siderite $FeCO_3$		Mackinawite FeS	
After Flash	70.0	14.7	0.554	-0.0401	0.146	-1270	0.215	-924.15	26.29	19.82	0.180	-400.55	6.85	0.0492	0.00	-0.389
At Separator	70.0	50.0	0.552	-0.0405	0.145	-1278	0.213	-929.80	26.11	19.81	0.179	-402.58	6.85	0.0493	0.00	-0.389
10	88.0	545.0	0.783	-0.0187	0.134	-1319	0.181	-1068	15.32	19.23	0.159	-432.68	11.45	0.0714	0.00	-0.411
20	106.0	1040	1.03	0.00221	0.133	-1266	0.162	-1151	9.73	18.41	0.147	-449.47	17.51	0.0933	0.00	-0.436
30	124.0	1535	1.29	0.0236	0.140	-1144	0.167	-1062	6.42	17.26	0.137	-464.68	25.46	0.117	0.00	-0.465
40	142.0	2030	1.58	0.0467	0.155	-979.45	0.171	-996.11	4.31	15.62	0.127	-482.79	35.89	0.143	0.00	-0.499
50	160.0	2525	1.88	0.0717	0.180	-799.34	0.172	-951.96	2.93	13.29	0.117	-504.62	49.18	0.173	0.00	-0.538
60	178.0	3020	2.19	0.0987	0.216	-623.21	0.171	-928.22	2.01	10.03	0.107	-531.21	65.60	0.207	0.00	-0.584
70	196.0	3515	2.48	0.128	0.266	-464.03	0.167	-924.78	1.39	5.47	0.0961	-563.77	85.27	0.246	0.00	-0.638
80	214.0	4010	2.68	0.160	0.330	-340.90	0.158	-973.52	0.943	-1.18	0.0844	-615.38	106.31	0.292	0.00	-0.724
90	232.0	4505	2.87	0.194	0.420	-228.06	0.149	-1020	0.648	-10.14	0.0739	-667.16	130.97	0.341	0.00	-0.807
Bottom Hole	250.0	5000	2.99	0.229	0.540	-138.86	0.137	-1095	0.443	-22.56	0.0635	-731.17	156.92	0.396	0.00	-0.910
			xSAT	mg/L	xSAT	mg/L	xSAT	mg/L	xSAT	mg/L	xSAT	mg/L	xSAT	mg/L	xSAT	mg/L
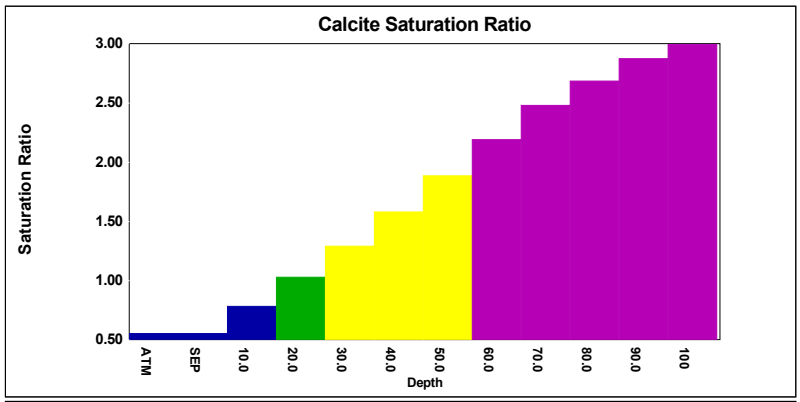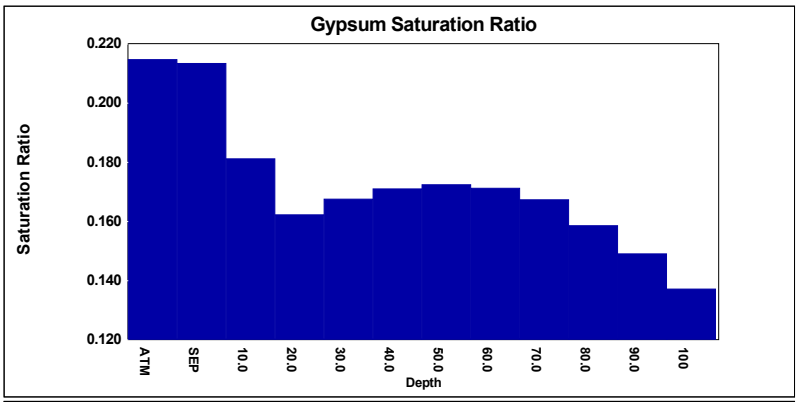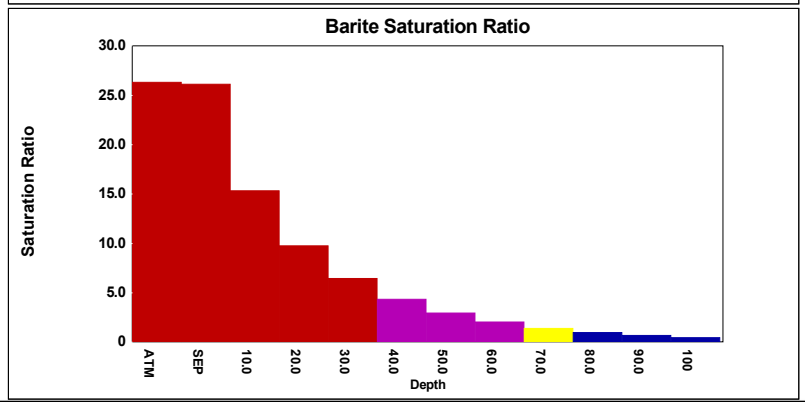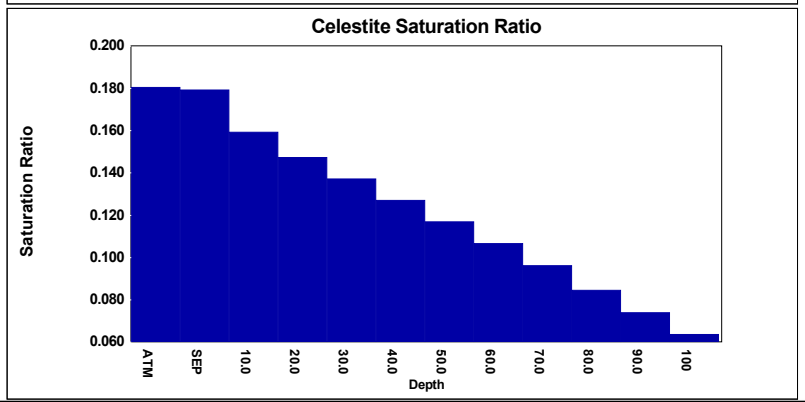
Saturation Levels (xSAT) are the ratio of ion activity to solubility, e.g. $\{Ca\}\{CO_3\}/K_{sp}$. pCO_2 (atm) is the partial pressure of CO_2 in the gas phase.
mg/L scale is the quantity of precipitation (or dissolution) required to instantaneously bring the water to equilibrium.